








PROGRAM	WATCH & PLAY
<p>Monday, March 1, 2021 at 11:30am PEG + CAT</p> 	<p>MATH THINKING</p> <p>EPISODES - The Perfect Ten Problem/The Long Line Problem</p> <p>FOCUS - Exploring ordinal and positional words</p> <p><small>PA STANDARD: 2.1.PK.A.1 – KNOW NUMBER NAMES AND COUNT SEQUENCE 2.3.PK.A.1 – IDENTIFY AND DESCRIBE POSITIONAL WORDS</small></p> <p>ACTIVITY: TRY THIS</p> <p>Gather 10 toys, stuffed animals or other items. Have your child line the items in a row and tell them you are going to play a “line” game. Ask your child questions and give directions using positional words such as “in front of” and “behind” and ordinal words such as “first”, “second” and “third”. For example, “Can you put the car in front of the stuffed bear?” “Who is second in line?” “Can you move cat so that they are third in line?” “Who is last in line?” Make sure you give your child time to think and follow the direction. If they struggle, remind them they can always ask for help.</p>
<p>Tuesday, March 2, 2021 at 10am DANIEL TIGER'S NEIGHBORHOOD</p> 	<p>SOCIAL AND EMOTIONAL LEARNING</p> <p>EPISODES - Daniel Learns to Ask First/Friends Ask First</p> <p>FOCUS - Asking first before taking</p> <p><small>PA STANDARD: 16.3.PK.B – RECOGNIZE THERE ARE SOCIALLY ACCEPTABLE WAYS TO BEHAVE IN DIFFERENT PLACES 16.2.PK.D – RECOGNIZE THAT CONFLICT OCCURS AND DISTINGUISH BETWEEN APPROPRIATE AND INAPPROPRIATE WAYS TO RESOLVE CONFLICT</small></p> <p>ACTIVITY: TRY THIS</p> <p>Talk to your child about how it is important to always ask permission before taking anything that is not theirs even from family members. Ask them to think of a time when someone took something from them without asking first. How did that make them feel? Tell your child that you are proud of them when they share with others and ask permission to use or borrow something before taking. You can play a role playing game by taking turns asking each other to share or use belongings in polite ways: “When you are done with that, can I see it?” “May I look at your book please?”</p>
<p>Wednesday, March 3, 2021 at 11am SESAME STREET</p> 	<p>EARLY LITERACY</p> <p>EPISODE - Making the Band</p> <p>FOCUS - Literacy activity: LMNOP</p> <p><small>PA STANDARD: 1.1.PK.B – IDENTIFY BASIC FEATURES OF PRINT 1.1.PK.D – DEVELOP BEGINNING PHONICS AND WORD SKILLS 9.1.M.PK.A – KNOW AND USE BASIC ELEMENTS AND PRINCIPLES OF MUSIC AND MOVEMENT</small></p> <p>ACTIVITY: TRY THIS</p> <p>Play a literacy music game using the same letters as the Sesame Street band: LMNOP. Collect 5 bowls, plastic containers, pots and/or other containers and turn them upside down. Write the letters: L, M, N, O, P on small pieces of paper and tape each letter on the bottom of the item. These will be your homemade “drums”. Next grab a wooden spoon and ask your child to hit the “drum” with the letter you call out. Start out in order LMNOP and then mix the letters up. See if your child can make their own rhythmic patterns by saying and sounding out different letter combinations aloud. For more ideas, visit https://pennsylvaniapbs.org/learning-at-home/ready-set-music.</p>
<p>Thursday, March 4, 2021 at 10am DANIEL TIGER'S NEIGHBORHOOD</p> 	<p>SOCIAL AND EMOTIONAL LEARNING</p> <p>EPISODES - Find What Makes Your Family Special/Family Day</p> <p>FOCUS - Exploring family and traditions</p> <p><small>PA STANDARD: 1.4.PK.O – WITH PROMPTING AND SUPPORT, DESCRIBE EXPERIENCES AND EVENTS. 1.5.PK.D – USE SIMPLE SENTENCES; SHARE STORIES, FAMILIAR EXPERIENCES AND INTERESTS, SPEAKING CLEARLY ENOUGH TO BE UNDERSTOOD BY MOST AUDIENCES.</small></p> <p>ACTIVITY: TRY THIS</p> <p>Talk with your child about activities and traditions that you do within your family. Collect photos of your family doing these traditions or draw pictures of them. As you go through the pictures together, ask your child “What are your favorite things about this tradition?” You can make your own “My Family Traditions Book” by adding pictures and writing down descriptions and responses. Older children can dictate and/or write out phonetically. Be sure to share and read together when finished!</p>
<p>Friday, March 5, 2021 at 10:30am ELINOR WONDERS WHY</p> 	<p>SCIENCE THINKING</p> <p>EPISODES - Mz. Mole's Glasses/Elinor Stops the Squish</p> <p>FOCUS - How shells protect animals</p> <p><small>PA STANDARD: 3.1.PK.A.5 NAME BASIC PARTS OF LIVING THINGS</small></p> <p>ACTIVITY: TRY THIS</p> <p>Talk about different animals/creatures that have shells such as turtles, snails and hermit crabs. Ask: why do you think they have shells? Then encourage your child to pretend to be a turtle or a snail. You can use a pillow, cushion or even make a shell out of cardboard. Create an imaginary story or journey for your child as they pretend to be a turtle or a snail. You can give simple directions such as: “Turtle, crawl over to the grass and eat some food.” “Turtle, something is coming. Hide!” Encourage your child to “hide” under the pretend shell.</p>