








PROGRAM	WATCH & PLAY
<p>Monday, January 11, 2021 at 10:00am DANIEL TIGER'S NEIGHBORHOOD</p> 	<p>SOCIAL AND EMOTIONAL LEARNING</p> <p>EPISODES - Good Morning Daniel/Goodnight Daniel</p> <p>FOCUS - Importance of routines</p> <p><small>PA STANDARD: AL.2.PK.B – INDEPENDENTLY BREAK SIMPLE TASKS INTO STEPS AND COMPLETE THEM ONE AT A TIME 1.4.PK.F AND 1.4.PK.R – EMERGING TO... SPELL SIMPLE WORDS PHONETICALLY 1.4.PK.O – WITH PROMPTING AND SUPPORT, DESCRIBE EXPERIENCES AND EVENTS</small></p> <p>ACTIVITY: TRY THIS</p> <p>Following a schedule each day makes children feel safer and happier, which often leads to better behavior and cooperation. When they know what to expect, and what's expected of them, kids feel more comfortable and confident about what lies ahead. Help your child make a picture chart of their morning and bedtime routines. Older children can dictate or write out phonetically captions for their chart. Having the pictures to refer to might make bedtime go a little bit easier once they understand that it will start all over again tomorrow!</p>
<p>Tuesday, January 12, 2021 at 10:30am ELINOR WONDERS WHY</p> 	<p>SCIENCE THINKING</p> <p>EPISODES - The Science of Staying Warm/The Seed of an Idea</p> <p>FOCUS - Animals and their body coverings: fur, feathers and scales</p> <p><small>PA STANDARD: 3.1.PK.A.5 – NAME THE BASIC PARTS OF LIVING THINGS</small></p> <p>ACTIVITY: TRY THIS</p> <p>Talk with your child about the different kinds of body coverings that animals have. Ask: What do cats and dogs have to cover their bodies? Birds? Lizards and snakes? Talk about fur, feathers and scales such as what they look like and what they feel like. Then play a guessing game to match an animal with the body covering. Name an animal and see if your child can guess what body covering that animal has. To extend this activity, your child can match animals with body coverings using pictures/drawings of animals and body coverings (fur, feathers, and scales).</p>
<p>Wednesday, January 13, 2021 at 11:30am PEG + CAT</p> 	<p>MATH THINKING</p> <p>EPISODES -The Pentagirls Problem/The Tree Problem of National Importance</p> <p>FOCUS - Exploring height and length</p> <p><small>PA STANDARD: 2.4.PK.A.1 – DESCRIBE AND COMPARE MEASURABLE ATTRIBUTES OF LENGTH AND WEIGHTS OF EVERYDAY OBJECTS</small></p> <p>ACTIVITY: TRY THIS</p> <p>Use yarn, ribbon, or string as a measuring tool for your child. Cut a few different lengths of the yarn and on a piece of paper draw bars or thick lines that match the lengths of yarn. Then, have your child match the yarn to its corresponding bar on the paper. Discuss which yarn pieces are longest, shortest and so on. Try measuring other items around the room with the yarn. You can point to toys, chairs, tables, etc. and prompt your child to measure it.</p>
<p>Thursday, January 14, 2021 at 11am SESAME STREET</p> 	<p>SOCIAL AND EMOTIONAL LEARNING/EARLY LITERACY</p> <p>EPISODE - The Great Sesame Street Cake Off</p> <p>FOCUS - Literacy activity: making a birthday cake</p> <p><small>PA STANDARD: 1.5.PK.C – RESPOND TO WHAT A SPEAKER SAYS IN ORDER TO FOLLOW DIRECTIONS, SEEK HELP, OR GATHER INFORMATION 2.3.PK.A.1 – IDENTIFY AND DESCRIBE POSITIONAL WORDS</small></p> <p>ACTIVITY: TRY THIS</p> <p>Gather some paper and crayons or markers for your child to create a paper birthday cake. Make a simple outline of a basic cake (square or round) and dictate instructions for your child to follow as they decorate and color the cake. It's ok if they scribble or color outside of the lines and be sure to prompt or give them clues to help them along. 1) Pick a flavor for your cake and color the side of the cake in a way that makes you think of that flavor; 2) Pick a frosting and color the top of the cake; 3) Draw and color candles on the top of the cake-- one for each year of your age; 4) Above the cake, write out "Happy Birthday".</p>
<p>Friday, January 15, 2021 at 10am DANIEL TIGER'S NEIGHBORHOOD</p> 	<p>SOCIAL AND EMOTIONAL LEARNING</p> <p>EPISODES - Daniel Learns About Lizards/Daniel Wonders About Trolley</p> <p>FOCUS - Fostering curiosity and imagination</p> <p><small>PA STANDARD: AL.1.PK.A – EXPLORE AND ASK QUESTIONS TO SEEK MEANINGFUL INFORMATION ABOUT A GROWING RANGE OF TOPICS, IDEAS, AND TASKS.</small></p> <p>ACTIVITY: TRY THIS</p> <p>Play a pretend trolley ride game! Let your child line up chairs in pairs or row. Friends and family members can pretend to buy "tickets" (imaginary tickets or homemade tickets) to get a ride. Fasten imaginary seat belts and go on an imaginary trip. Encourage your child's imagination by pretending to look out the window and talk about what you see along the way. Family members can take turns being the ticket taker, driver, and passenger.</p>