








PROGRAM	WATCH & PLAY
<p>Monday, September 7, 2020 10:30am ELINOR WONDERS WHY</p> 	<p>SCIENCE & NATURE</p> <p>EPISODE - Premiere</p> <p>FOCUS - Science thinking—questioning strategies</p> <p>ACTIVITY: TRY THIS</p> <p>Help your child create a science notebook where they can draw and write about their own explorations and observations. Encourage your child to draw pictures of things that capture their attention—a stormy day, an insect in the grass, animal sounds heard at night—and help them write down their observations, questions and ideas.</p>
<p>Tuesday, September 8, 2020 at 11am SESAME STREET</p> 	<p>SOCIAL / EMOTIONAL LEARNING</p> <p>EPISODE - Four Furry Superheroes</p> <p>FOCUS - Storytelling; using imagination</p> <p>ACTIVITY: TRY THIS</p> <p>Create and design a comic book about your favorite super heroes, using speech bubbles to simulate dialogue. Create a beginning, middle and end to your story. For younger children, make three boxes to represent the beginning, middle and end on top half of page and writing lines on the bottom half. Your child can illustrate a picture inside the box and then together, write a short sentence about each part of the story.</p>
<p>Wednesday, September 9, 2020 at 11:30am PEG+CAT!</p> 	<p>MATHEMATICS</p> <p>EPISODES - The Three Bears Problem / The Giant Problem</p> <p>FOCUS - Adding 1 and number combinations that add up to 10</p> <p>ACTIVITY: TRY THIS</p> <p>Pick a number between one and ten. Then ask your child how many more they would need to get to ten. Encourage your child to use their fingers to hold up the initial number, then lift up fingers and count until they get to ten. For older children, try using a deck of cards or dominoes to practice combinations that add up to 10. For example, lay out ten random cards (leave out face cards) and aces equal 1. Have your child remove sets of cards that add up to 10 and see if they can remove all the cards to win.</p>
<p>Thursday, September 10, 2020 at NOON SCI GIRLS</p> 	<p>SCIENCE & NATURE</p> <p>EPISODE - Digging Archeology</p> <p>FOCUS - Archeology—study of ancient people and artifacts</p> <p>ACTIVITY: TRY THIS</p> <p>Talk about the difference between a pictograph (painted figure on rock) and a petroglyph (carved or etched picture on rock). Then encourage your child to gather smooth round rocks. Use chalk, crayons, or paint to decorate rocks. Older children can create their own petroglyph. Can you think of any picture symbols we see in our world today?</p>
<p>Friday, September 11, 2020 at 12:30pm WILD KRATTS</p> 	<p>SCIENCE & NATURE</p> <p>EPISODE - Sea Otter Swim</p> <p>FOCUS - Sea otters and the science concept: how objects behave in water</p> <p>ACTIVITY: TRY THIS</p> <p>Ask your child why they think sea otters are such good swimmers. What special characteristics do sea otters have to help them swim and dive better? How are humans similar to sea otters? With your child, you can experiment with the concept of sink or float by gathering some items and a small bucket of water. Ask your child to predict which objects will sink and which objects will float. Ask: Are they heavy or light? What characteristics do you think affect whether it sinks or floats? Keep a chart of your results. Please supervise small children around water.</p>